

DIVIDER 300TO / DIVIDER 300TO ARGB  
DIVIDER 300TO SHOW / DIVIDER 300TO ARGB SHOW



DIVIDE THE COMPETITION OF  
COOLING PERFORMANCE  
AND VIEWS

If this is your first visit, be sure to check out the FAQ by clicking the link above. You may have to register before you can post: click the register link above to proceed. Registration is \$1 to post on this forum. To start viewing messages, select the forum that you want to visit from the selection below.

Results 1 to 25 of 593 Page 1 of 24 1 2 3 4 11 ... Last »

Thread: The ULTIMATE ASUS CT-479 Adapter Modifications...You want MORE...GET IT...

Thread Tools Search Thread Rate This Thread Display

12-05-2005, 05:59 PM

hipro5

Xingpin/Shan my brothers  
Join Date: Aug 2003  
Location: Athens--Hellas  
Posts: 3,797

The ULTIMATE ASUS CT-479 Adapter Modifications...You want MORE...GET IT...

Well, I'll try to explain some things to you in simple words...

**REMEMBER THIS: DOTHAN CPU's can do MORE BUT ASUS CT-479 adapter, just DOESN'T let them...**

Now...I have a DOTHAN 740 CPU (not mine) in my hands that could do 3D Benchable on air with the ASUS adapter's heatsink, MAX 2700MHz...OK... Put it into a prommie and it did MAX 3074MHz 3D and other stuff benchable...I could run a Super-Pi 32M @ 3074MHz also...Everything over 3100MHz was NO GO...Freezings and things like that...Also it couldn't handle over 1.575VCore...

I said to my self: "HOW the hek is it possible to go up to 3100MHz MAX and NOT EVEN 1MHz fsb more than that!!.....Do this reminds you something??..."

Time for reading and afterwards modding....

I downloaded Intel's datasheets for Dothan CPU's and take a good look on them....

## BINGO

ASUS has done a BIG mistake on the design of the CT-479 adapter as for US Overclockers... Well not really a mistake BUT they didn't have "US" in mind when they designed the adapter... They have designed in for everyone out there....

Modding the adapter I gained:

**DOTHAN 740 BEFORE Mods**  
Benchable 2700MHz on air with the default ASUS heatsink  
Benchable 3074MHz in a Prommie

**DOTHAN 740 AFTER the Mods**  
Benchable 2830MHz on air with the default ASUS heatsink

Benchable 3224MHz in a Prommie...

PLUS I even HAVEN'T finished searching for MORE mods or for more (beeeeepppp - SORRY NOT now)...

At this point, I'm uploading you the "simple mods" that can be done....

UNFORTUNATELY for you, I will NOT upload the "ULTIMATE Mod" for the time been coz I'm preparing my stuff for some heavy benching in one of the following days....


BUT I promise you that as soon as I finish my benching, I'll upload AND the "ULTIMATE Mod" of the ASUS CT-479 adapter...and even more....

BAD thing is that when playing around with the mods, I blow up one of my ASUS P4C800E-Deluxe mobo....Now I have to repair it - when I find some time to do so

Let's get started...


As I ALWAYS say: "FILTER EVERYTHING"....

This photo shows the adapter ripped off so as to find out where the lines underneath the socket goes...




This one shows the other side of the adapter - ripped off as well....






Now....Let's do some moding...😁



In the above photo you can see TWO electrolytic capacitors.....One is a normal 100uF/16V and the other one is an SMD 47uF/16V tantalum - you can solder a regular one also...These two are for the "incoming" 12Volts line...



In the above photo you can see some SMD 1uF/63V ceramic capacitors - you can put 100nF/63V ceramic SMD capacitors if you don't find 1uF/63V...As you can see, there is a BLACK SMD 22uF/10V tantalum capacitor as well...This one AND the two on the left of it, are for the VCore of the DOTHAN - in simple words and not to confuse you.....😁😁

The upper left circled missing electrolytic capacitor, is the one we have soldered BELOW the adapter....😁

If you have anything to ask - except for the "ULTIMATE Mod" - Please do....

Final words are:

Your DOTHAN CPU's are going to kick some "green" butts for SURE in a few days.....😁😁😁😁😁😁

TO BE CONTINUED.....

Last edited by hipro5, 12-05-2005 at 06:12 PM.

INTEL PWA FOR EVER

Dr. Who my arss... 😁







Reply With Quote

12-05-2005, 06:28 PM

#2

Mr. Tinker

Xtreme Addict  
Join Date: Sep 2004  
Location: Paradise  
Posts: 1,584

whoa. My request to you is simple, HiPro: NEVER LEAVE THE OVERCLOCKING COMMUNITY.

Last edited by Mr. Tinker; 12-05-2005 at 06:31 PM.

stay under 2000MHz, heatware under Mr. Tinker.

Reply With Quote

12-05-2005, 06:49 PM

#3

FrozeDeath

Xtreme Member  
Join Date: Jul 2004  
Location: Limerick PA  
Posts: 208

Nice job with this, I can't wait to see the ultimate guide. As a dothan owner I can't thank you enough, when I get my p4gd1 I will definately mod my ct-479

One of these days I will do a full set of Benches, until then....

CPUZ Verified OC  
P4GD1 | Dothan 770 on CT479 adaptor w/ hipro5 mods | 2gb Gakill BHV (coming soon) | BFG 7900GTX | PC Power & Cooling 510 SLI  
Airtight Case and Custom Chiller

Reply With Quote

12-05-2005, 06:54 PM

#4

TYP

Xtreme Addict  
Join Date: May 2005  
Location: Rye, NY  
Posts: 2,316

wow, great work man, cant wait to see what this brings all and all, will be amazing as always from you

Reply With Quote

12-05-2005, 07:00 PM

#5

[XC] moddolicous

XS\_THE\_MACHINE  
Join Date: Nov 2004  
Location: Long Island  
Posts: 4,871

Hmm, if the japs didnt know this, is it possible that their dothan still have something left?? Maybe a 4.5ghz SPI run? BTW, hipo, cant wait for your LNZ run. Hopefully we'll see some insane results.

"Victory is always possible for the person who refuses to stop fighting"  
click to save kids

Reply With Quote

12-05-2005, 07:06 PM

#6

hipro5

Kingpin/Sham my brothers  
Join Date: Aug 2002  
Location: Aachen-Hellas  
Posts: 5,797

Thanks guys....

Yes I think that the Japanese guys could do about.....200 - 300MHz MORE.....

EDIT: I'm still waiting for my ASUS P4GD1 mobos.....

INTEL PWA FOR EVER

Dr. Who my arse...



Reply With Quote

12-05-2005, 07:18 PM

#7

noctua

Registered User  
Join Date: Nov 2003  
Posts: 8

and there you rOW again :-)  
btw it's quite hard to find your defination of ultimate mode.  
(it's about time someone look into the 479....)

Reply With Quote

12-05-2005, 07:31 PM

#8

Mavieman

V2 Xeon coming soon!  
Join Date: Nov 2005  
Location: New Hampshire  
Posts: 23,450

reading this made my night

Reply With Quote

12-05-2005, 07:57 PM

#9

STEvil

«L»  
Join Date: Nov 2002  
Location: Alberta, Canada  
Posts: 35,447

might try two tantalum caps in parallel where you put the one... and beefing up the traces so they can carry more current?

Contributing 01.01.08: AND 111.2%



Dead Z75-W5 Clicks || XS Z75-W5 Thread || Current Dead Asus Z75-W5 count: 26+ (\$15,000 in dead motherboards).  
All along the watchtower the watchmen watch the eternal return.  
Want to use my Anti-asus logo? Go ahead, but use this link please!: <http://i853.photobucket.com/albums/a...sus/noasus.gif>  
Bring back the game, <http://redaimyourgame.com/>. EA are mean.

Reply With Quote

12-05-2005, 08:14 PM

#10

Gautam

Admin  
Join Date: Dec 2003  
Location: Hillsboro, OR  
Posts: 5,275

Man hurry up with those benches so you can let us all know about this "ultimate mod", lol.

How much would these simple ones help, MHz-wise?

Reply With Quote

12-05-2005, 08:15 PM

#11

**ruumc**

Admin

Join Date: Mar 2003  
Location: North Texas  
Posts: 5,770

You sure added alot of stuff to the adaptor. Is it possible for you to label each part you added so we know exactly what is what?

It's hard to see where you attached three of the components. Can you point an arrow to each solder point before the component is added?

You asked if we had any questions

*UNDER THE ICE .com*  
*Phase Change Cooling*  
is the remedy

Reply With Quote

12-05-2005, 08:20 PM

#12

**Vapor**

Admin

Join Date: Feb 2005  
Location: Ann Arbor, MI  
Posts: 13,107

And bookmarked....Hipro, you are the man.

now I just gotta get my soldering skills up to snuff

Reply With Quote

12-05-2005, 08:26 PM

#13

**CrazyXP1700**

Xtreme Member

Join Date: Jan 2004  
Location: NH, NC  
Posts: 393

looks like im gonna be moving over to a dothan

I was looking for mods for the adapter... didn't find any so far

EVERYTHING's GOTTA BE MODDED!

15 760 P55A-UD3  
8GB Corsair  
120SSD - 6TB storage  
Gigabyte GTS-450  
  
15 2450M Acer Laptop HM65  
8GB A-Data  
120GB SSD - 500GB in optical drive  
Intel HD GT2+ 3GB shared

Reply With Quote

12-05-2005, 09:53 PM

#14

**STEvil**

Admin

Join Date: Nov 2002  
Location: Alberta, Canada  
Posts: 20,447

Originally Posted by **Gautam**

How much would these simple ones help, MHz-wise?

seems to be 100-300mhz if you read the posts

Reclaim || 01.01.08 AND 111.7%



Dead Z75-WS? Click! || XS Z75-WS Thread || **Current Dead Asus Z75-WS count: 26+ (\$15,000 in dead motherboards).**  
All along the watchtower the watchmen watch the eternal return.  
Want to use my Anti-asus logo? Go ahead, but use this link please!: <http://i853.photobucket.com/albums/a...sus/noasus.gif>  
Bring back the game, <http://reclaimyourgame.com/>, EA are mean.

Reply With Quote

12-05-2005, 10:14 PM

#15

**Zlink**

Xtreme Cruncher

Join Date: Oct 2004  
Location: Germany, near Stuttgart  
Posts: 1,185

Sticky?!

E2160 @ 360x9, max 390x9 watercooled  
GA-P35-D83  
Cells shock D90MH @ 545mhz c15-5-5-15  
Palit 7300gt 500/1000 @ 700/1600 watercooled

Reply With Quote

12-05-2005, 11:04 PM

#16

**mrfolber**

Xtreme Addict

Join Date: Jan 2004  
Location: The Baltics  
Posts: 1,161

Need... to... practice... soldering... skills... ASAP

Andy is gone

Reply With Quote

12-05-2005, 11:25 PM

#17

**Umsain**

Xtreme Enthusiast

Join Date: Aug 2003  
Location: Night shiffoooz...  
Posts: 961

how about making a new adapter? Nice job as always...

Reply With Quote

12-06-2005, 02:59 AM

#18

**hipro5**

k/ndpr/Sham my brothers

Join Date: Aug 2002  
Location: Athens - Hellas  
Posts: 5,797

Originally Posted by **STEvil**

might try two tantalum caps in parallel where you put the one... and beefing up the traces so they can carry more current?

No need for that coz the adaptor doesn't draw that much current.....

Most current(mA) is drawn through the Big Mos-Fet which stabilizes the Voltage at 3.3Volts sharp for the rest of the circuit to work...

Off topic.....With this new version of Vbulleting I can finally "quote" someone.....Before I just couldn't.....

Originally Posted by **Gautam**

Man hurry up with those benches so you can let us all know about this "ultimate mod", lol.

How much would these simple ones help, MHz-wise?

I have gained about ~130MHz+ with the default ASUS heatsink and ~160MHz+ on phase change so far.....I think it could easily be gained ~200MHz on air if I search it a bit more.....

I bet that the DOTHANS could boot over than the 230 - 250MHz fsb which was the limit to boot till now.....I'll have to check this out so as to be sure - forgot it - ....

Originally Posted by runmc

You sure added alot of stuff to the adaptor. Is it possible for you to label each part you added so we know exactly what is what?

It's hard to see where you attached three of the components. Can you point an arrow to each solder point before the component is added?

You asked if we had any questions?

Gee .....Those are a lot of questions.....

OK..I'll do so.....

Originally Posted by CrazyXP1700

EVERYTHING'S GOTTA BE MODDED!

Yes....That's EXACTLY my opinion too.....

Only the Maximizer doesn't need any mods coz is already full moded....

Originally Posted by Unseen

how about making a new adapter? Nice job as always...

Thanks Chris....

Making a new adapter even a socket 775 one, I need TWO things.....a. licence contract with ASUS which has the rights for Patent Pending and b. a motherboard company who can back me up with bios updates so as mobos to "recognise" the DOTHAN CPU's coz I'm a "hardware man" so I need a "software man" as well.....

Originally Posted by mrllobber

Need... to... practice... soldering... skills... ASAP

Yes I think you should.....

EDIT: I deleted my posts coz they where too many and I quoted all quotes and answers in one post.....That's better.....

INTEL PWA FOR EVER

Dr. Who my arss...



Reply With Quote

12-06-2005, 04:31 AM

#19

skane

Xtreme Member

Join Date: Oct 2005

Location: Belgium

Posts: 252

nice hipro, do you think you could mod some more adapters and maybe sell one of them to me?? my soldering skills are pretty much zero, so i cant do it myself.

Reply With Quote

12-06-2005, 04:38 AM

#20

hipro5

Kingpin/Sham my brothers

Join Date: Aug 2002

Location: Athens - Hellas

Posts: 5,797

Originally Posted by skane

nice hipro, do you think you could mod some more adapters and maybe sell one of them to me?? my soldering skills are pretty much zero, so i cant do it myself.

There are guys all over the world that can do mods....Where do you live?...

INTEL PWA FOR EVER

Dr. Who my arss...



Reply With Quote

12-06-2005, 04:46 AM

#21

leejsmith

Xtreme Enthusiast

Join Date: Mar 2005

Location: netts uk

Posts: 512

Hipro5,

can you explain the mods on the backside of the ct-479 the picture is dark and i am not sure what to do.

edit: now i had looked at it for few more times i undertand.

why do yo have the fsb jumpers circled ?

Last edited by leejsmith; 12-06-2005 at 04:52 AM.

Asus P6T Dlx Palm , Core i7 920 , 3gb OCZ DDR3 1600 , 9600gt , cosmos 1000.

Reply With Quote

12-06-2005, 04:50 AM

#22

hipro5

Kingpin/Sham my brothers

Join Date: Aug 2002

Location: Athens--Hellas

Posts: 5,797

Originally Posted by leejsmith

Hipro5,

can you explain the mods on the backside of the ct-479 the picture is dark and i am not sure what to do.

Yes, I'll try to upload some more clearer photos....

INTEL PWA FOR EVER



👤 Reply With Quote

12-06-2005, 05:23 AM

#23

**Vitality**

Registered User

Join Date: Oct 2005  
Location: Sää, Finland  
Posts: 83



Wow that looks great! 🤪🤪🤪

Im really waiting for some more info what u exactly did. Maybe i will try that later then. That is just so GREAT STUFF! 🤪

C2D E6600 @ 3400 | P5W DH Deluxe | X1900XT | 2x1024 Corsair

👤 Reply With Quote

12-06-2005, 05:30 AM

#24

**persivore**

Xtreme Vmod mod

Join Date: Aug 2004  
Location: Cornwall/Newcastle  
unit, UK  
Posts: 1,256

Looking great as always, Hipro. Thread stuck 🤪

👤 Reply With Quote

12-06-2005, 05:55 AM

#25

**skane**

Xtreme Member

Join Date: Oct 2005  
Location: Belgium  
Posts: 252

🗨️ Originally Posted by hipro5

*There are guys all over the world that can do mods.....Where do you live?...*

Im living in Belgium, so it wouldnt be that expensive to send it over.  
unless someone else here can/want to do that mod and lives closer...

👤 Reply With Quote

Page 1 of 24 1 2 3 4 11 ... Last »

Quick Navigation Xtreme Motherboard Vmods Top

Previous Thread | Next Thread

**Bookmarks**



Facebook

**Posting Permissions**

You may not post new threads  
You may not post replies  
You may not post attachments  
You may not edit your posts

BB code is On  
Smilies are On  
[IMG] code is On  
[VIDEO] code is On  
HTML code is Off  
Forum Rules

→ vB4 Default Style

Contact Us XtremeSystems Inc Archive Top

All times are GMT -8. The time now is 11:07 AM.

Table System by vBulletin® - vBulletin® en Español

XtremeSystems